

# SLP060-24C1D2

## High Efficiency Polycrystalline PV Module

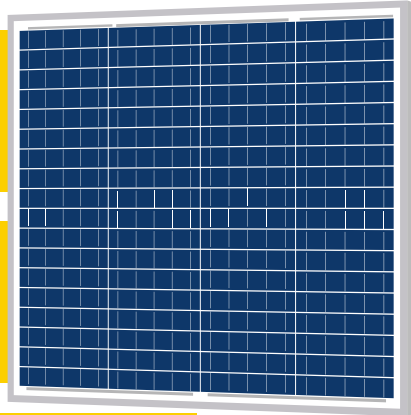
- Nominal 24V DC for standard output.
- Outstanding low-light performance.
- Heavy-duty anodized frames.
- High transparent low-iron, tempered glass.
- Designed to withstand high wind pressures, hail and heavy snow.
- Quality aesthetic appearance.

**72 CELL**  
POLYCRYSTALLINE MODULE

**60W**  
POWER OUTPUT

**20.00%**  
MODULE EFFICIENCY

**5%**  
POSITIVE TOLERANCE



**High Efficiency**

Module Efficiency improved through advanced cell technology and manufacturing capabilities



**High PID Resistance**

Advanced cell technology and qualified materials lead to high resistance to PID



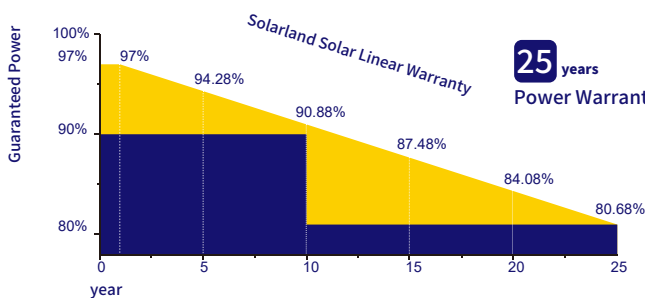
**Withstands Harsh Environment**

High PID resistance  
5400 Pa positive load  
2400 Pa negative load  
Salt mist (IEC 61701)

### Performance Warranty


**10** years  
Product Warranty

**25** years  
Power Warranty



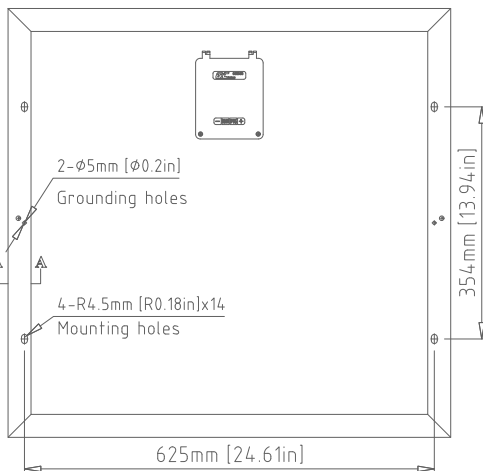
Product Certificate	IEC 61215, IEC 61730, C1D2 - Class 1, Division 2, UL1703, cUL1703, Hazardous Environments
Management Certificate	ISO 9001: 2016
Other certificate	Fire Rating Class C, TÜV Rheinland
Positive mechanical load	>5400Pa
Positive Power Tolerance	0~+5W
Warranty Information	2 Year Product Warranty and Workmanship



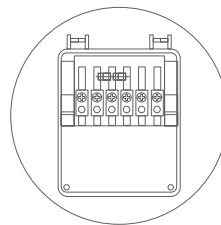


Electrical Characteristics	SLP060-24C1D2
Product code	060012463
Maximum power (Pmax)	60W
Voltage at Pmax (Vmp)	37.28V
Current at Pmax (Imp)	1.61A
Open-circuit voltage (Voc)	44.36V
Short-circuit current (Isc)	1.71A
Temperature coefficient of Voc	-(80±10)mV/°C
Temperature coefficient of Isc	(0.065±0.015)%/°C
Temperature coefficient of power	-(0.5±0.05)%/°C
NOCT (Air 20°C; Sun 0.8kW/m² wind 1m/s)	47±2°C
Operating temperature	-40°C to 85°C
Maximum system voltage	1000V DC
Power tolerance	± 5%

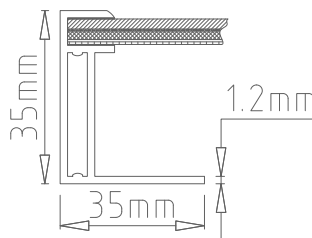
\*STC: Irradiance 1000W/m², AM1.5 spectrum, module temperature 25°C  
\*NOCT: Nominal operating cell temperature (the data is only for reference)



Specifications	SLP060-24C1D2
Cells	Polycrystalline silicon solar cell
No. of cells and connections	72(4X18)
Module dimension	654mm[25.75in.]x675mm[26.57in.]x35mm[1.38in.]
Weight	5.16kg[11.38lbs]
Packing information(Carton)	690mm[27.17in.]x180mm[7.09in.]x675mm[26.57in.]/(5pcs/ctn)

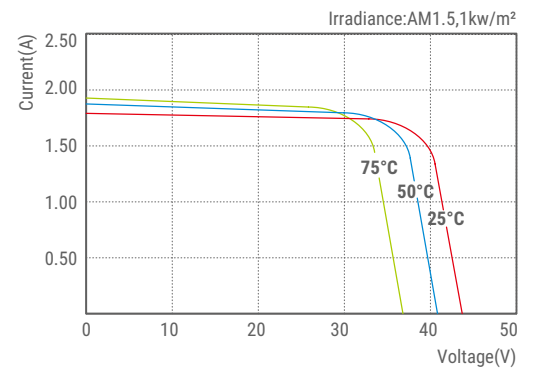


Junction Box  
Top View (Lid Open)



Section A-A

Characteristics



SLP060-24C1D2 I-V Curves

Dimensions in brackets are in inches.  
Un-bracketed dimensions are in millimeters.  
Unit: mm[in.]